

**“POLYCAB” SINGLE CORE ALUMINIUM CONDUCTOR, XLPE INSULATED, UNARMoured &
ARMoured CABLE CONFORMING TO IS 7098 PART-1/1988**

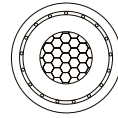


TABLE - WD 1 1100 Volts

WEIGHT & DIMENSIONS

Nominal size of Conductor	Form of Conductor Circular ○	Nominal Thickness of XLPE Insulation for U/A	Minimum Thickness of PVC Inner Sheath	Unarmoured Cable			Nominal Thickness of XLPE insulation for Armoured Cable	Formed Wire / Strip Armoured Cable				Round Wire Armoured Cable				Current Rating		* Normal Delivery Length.
				Nominal Thickness of PVC Outer	Approx. Overall Diameter of Cable	Approx. Weight of Cable		Nominal Dimension of Aluminium Flat. Strip	Minimum Thickness of PVC Outer Sheath	Approx. Overall Diameter of Cable	Approx. Weight of Cable	Nominal Dimension of Aluminium Round Wire	Minimum Thickness of PVC Outer Sheath	Approx. Overall Diameter of Cable	Approx. Weight of Cable	In Ground.	In Air	
Sq. mm.		mm	mm	mm	mm	Kg./Km	mm	mm	mm	mm	Kg./Km	mm	mm	mm	Kg./Km	Amps.	Amps.	Mtrs.
4	Solid	0.7	-NA-	1.8	7.5	60	–	–	–	–	–	–	–	–	–	36	31	1000
4	Stranded	0.7	-NA-	1.8	8.0	65	–	–	–	–	–	–	–	–	–	36	31	1000
6	Solid	0.7	-NA-	1.8	8.0	70	–	–	–	–	–	–	–	–	–	44	39	1000
6	Stranded	0.7	-NA-	1.8	8.5	75	–	–	–	–	–	–	–	–	–	44	39	1000
10	Solid	0.7	-NA-	1.8	9.0	80	1.0	–	–	–	–	–	–	–	–	59	53	1000
10	Stranded	0.7	-NA-	1.8	9.5	90	1.0	–	–	–	–	–	–	–	–	59	53	1000
16	Stranded	0.7	-NA-	1.8	10.0	115	1.0	–	–	–	–	1.4	1.24	13.0	220	76	73	1000
25	–do–	0.9	-NA-	1.8	12.0	155	1.2	–	–	–	–	1.4	1.24	14.0	260	96	98	1000
35	–do–	0.9	-NA-	1.8	13.0	180	1.2	–	–	–	–	1.4	1.24	15.0	310	114	121	1000
50	–do–	1.0	-NA-	1.8	14.0	240	1.3	–	–	–	–	1.4	1.24	17.0	380	135	150	1000
70	–do–	1.1	-NA-	1.8	16.0	310	1.4	–	–	–	–	1.4	1.24	19.0	480	166	187	1000
95	–do–	1.1	-NA-	1.8	17.5	385	1.4	4 x 0.80	1.40	21.0	560	1.6	1.40	22.0	640	198	230	1000
120	–do–	1.2	-NA-	1.8	19.0	470	1.5	4 x 0.80	1.40	22.0	660	1.6	1.40	23.5	745	225	268	1000
150	–do–	1.4	-NA-	2.0	21.5	600	1.7	4 x 0.80	1.40	23.0	750	1.6	1.40	24.5	850	253	309	1000
185	–do–	1.6	-NA-	2.0	23.5	710	1.9	4 x 0.80	1.40	25.0	900	1.6	1.40	26.5	1000	286	360	1000
240	–do–	1.7	-NA-	2.0	26.0	900	2.0	4 x 0.80	1.40	27.5	1100	1.6	1.40	29.0	1215	332	433	1000
300	–do–	1.8	-NA-	2.0	28.5	1075	2.1	4 x 0.80	1.56	30.0	1350	1.6	1.56	31.5	1475	376	501	1000
400	–do–	2.0	-NA-	2.2	33.0	1385	2.4	4 x 0.80	1.56	34.0	1725	2.0	1.56	36.5	1925	431	596	500
500	–do–	2.2	-NA-	2.2	36.0	1650	2.6	4 x 0.80	1.56	37.5	2090	2.0	1.56	39.5	2300	490	693	500
630	–do–	2.4	-NA-	2.2	40.0	2100	2.8	4 x 0.80	1.72	40.5	2525	2.0	1.72	43.0	2800	557	814	500
800	–do–	2.6	-NA-	2.4	46.0	2730	3.1	4 x 0.80	1.72	46.5	3150	2.0	1.88	49.5	3450	600	890	500
1000	–do–	2.8	-NA-	2.6	52.0	3350	3.3	4 x 0.80	1.88	54.0	3963	2.5	2.04	58.0	4475	650	1050	500

The above data is approximate and subject to manufacturing tolerance.

* Delivery Length tolerance is \pm 5% Length more than normal as per customer request.

**“POLYCAB” SINGLE CORE COPPER CONDUCTOR, XLPE INSULATED, UNARMoured &
ARMoured CABLE CONFORMING TO IS 7098 PART-1/1988**

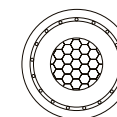


TABLE - WD 2 1100 Volts

WEIGHT & DIMENSIONS

Nominal size of Conductor	Form of Conductor ○	Nominal Thickness of XLPE Insulation for U/A	Minimum Thickness of PVC Inner Sheath	Unarmoured Cable			Nominal Thickness of XLPE insulation for Armoured Cable	Formed Wire / Strip Armoured Cable				Round Wire Armoured Cable				Current Rating		* Normal Delivery Length.
				Nominal Thickness of PVC Outer Sheath	Approx. Overall Diameter of Cable	Approx. Weight of Cable		Nominal Dimension of Aluminium Flat. Strip	Minimum Thickness of PVC Outer Sheath	Approx. Overall Diameter of Cable	Approx. Weight of Cable	Nominal Dimension of Aluminium Round Wire	Minimum Thickness of PVC Outer Sheath	Approx. Overall Diameter of Cable	Approx. Weight of Cable	In Ground	In Air	
Sq. mm.		mm	mm	mm	mm	Kg./Km	mm	mm	mm	mm	Kg./Km	mm	mm	mm	Kg./Km	Amps.	Amps.	Mtrs.
4	Solid	0.7	-NA-	1.8	7.5	91	–	–	–	–	–	–	–	–	–	47	42	1000
4	Stranded	0.7	-NA-	1.8	8.0	95	–	–	–	–	–	–	–	–	–	47	42	1000
6	Solid	0.7	-NA-	1.8	8.0	115	–	–	–	–	–	–	–	–	–	59	53	1000
6	Stranded	0.7	-NA-	1.8	8.5	125	–	–	–	–	–	–	–	–	–	59	53	1000
10	Stranded	0.7	-NA-	1.8	9.5	170	1.0	–	–	–	–	1.4	1.24	12.0	245	78	72	1000
16	Stranded	0.7	-NA-	1.8	10.0	220	1.0	–	–	–	–	1.4	1.24	13.0	315	102	98	1000
25	Stranded	0.9	-NA-	1.8	12.0	325	1.2	–	–	–	–	1.4	1.24	14.0	415	132	132	1000
35	Stranded	0.9	-NA-	1.8	13.0	420	1.2	–	–	–	–	1.4	1.24	16.0	525	156	156	1000
50	Stranded	1.0	-NA-	1.8	14.0	550	1.3	–	–	–	–	1.4	1.24	17.0	690	186	198	1000
70	Stranded	1.1	-NA-	1.8	16.0	750	1.4	–	–	–	–	1.4	1.24	19.0	910	228	246	1000
95	Stranded	1.1	-NA-	1.8	17.5	1010	1.4	4 x 0.80	1.40	21.0	1150	1.6	1.40	22.0	1325	264	294	1000
120	Stranded	1.2	-NA-	1.8	19.0	1250	1.5	4 x 0.80	1.40	22.0	1400	1.6	1.40	23.5	1485	300	336	1000
150	Stranded	1.4	-NA-	2.0	21.5	1550	1.7	4 x 0.80	1.40	23.0	1680	1.6	1.40	24.5	1780	336	384	1000
185	Stranded	1.6	-NA-	2.0	23.5	1900	1.9	4 x 0.80	1.40	25.0	2040	1.6	1.40	26.5	2140	366	444	1000
240	Stranded	1.7	-NA-	2.0	26.0	2450	2.0	4 x 0.80	1.40	27.5	2580	1.6	1.40	29.0	2700	414	510	1000
300	Stranded	1.8	-NA-	2.0	28.5	3050	2.1	4 x 0.80	1.56	30.0	3200	1.6	1.56	31.5	3325	450	570	500
400	Stranded	2.0	-NA-	2.2	33.0	4035	2.4	4 x 0.80	1.56	34.0	4200	2.0	1.56	36.5	4400	480	660	500
500	Stranded	2.2	-NA-	2.2	36.0	5020	2.6	4 x 0.80	1.56	37.5	5180	2.0	1.56	39.5	5400	570	708	500
630	Stranded	2.4	-NA-	2.2	40.0	6250	2.8	4 x 0.80	1.72	40.5	6425	2.0	1.72	43.0	6700	564	825	500
800	Stranded	2.6	-NA-	2.4	46.0	7900	3.1	4 x 0.80	1.72	46.5	8100	2.0	1.88	49.5	8400	660	945	500
1000	Stranded	2.8	-NA-	2.6	52	9850	3.3	4 x 0.80	1.88	54.0	10150	2.5	2.04	58.0	10660	723	1063	500

The above data is approximate and subject to manufacturing tolerance.

* Delivery Length tolerance is ± 5% Length more than normal as per customer request.

**“POLYCAB” TWO CORE ALUMINIUM CONDUCTOR, XLPE INSULATED, UNARMoured &
ARMoured CABLE CONFORMING TO IS 7098 PART-1/1988**

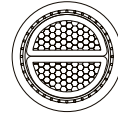


TABLE - WD 3 1100 Volts

WEIGHT & DIMENSIONS

Nominal size of Conductor	Form of Conductor Circular Shaped ○/□	Nominal Thickness of XLPE Insulation	Minimum Thickness of PVC Inner Sheath	Unarmoured Cable			Formed Wire / Strip Armoured Cable				Round Wire Armoured Cable				Current Rating		* Normal Delivery Length.
				Nominal Thickness of PVC Outer Sheath	Approx. Overall Diameter of Cable	Approx. Weight of Cable	Nominal Dimension of GI Flat Strip	Minimum Thickness of PVC Outer Sheath	Approx. Overall Diameter of Cable	Approx. Weight of Cable	Nominal Dimension of GI Round Wire	Minimum Thickness of PVC Outer Sheath	Approx. Overall Diameter of Cable	Approx. Weight of Cable	In Ground	In Air	
Sq. mm.	mm	mm	mm	mm	mm	Kg./Km	mm	mm	mm	Kg./Km	mm	mm	mm	Kg./Km	Amps.	Amps.	Mtrs.
4	Solid ○	0.7	0.3	1.8	12.5	140	-NA-	-NA-	-NA-	-NA-	1.40	1.24	14.5	400	40	34	1000
4	Stranded ○	0.7	0.3	1.8	13.0	150	-NA-	-NA-	-NA-	-NA-	1.40	1.24	15.5	430	40	34	1000
6	Solid ○	0.7	0.3	1.8	13.5	170	-NA-	-NA-	-NA-	-NA-	1.40	1.24	15.5	470	50	44	1000
6	Stranded ○	0.7	0.3	1.8	14.0	180	-NA-	-NA-	-NA-	-NA-	1.40	1.24	16.5	485	50	44	1000
10	Solid ○	0.7	0.3	1.8	15.0	205	-NA-	-NA-	-NA-	-NA-	1.40	1.24	17.0	545	69	59	1000
10	Stranded ○	0.7	0.3	1.8	16.0	225	-NA-	-NA-	-NA-	-NA-	1.40	1.24	18.0	565	69	59	1000
16	Stranded □	0.7	0.3	1.8	14.0	225	-NA-	-NA-	-NA-	-NA-	1.40	1.40	17.0	570	88	74	1000
25	Stranded □	0.9	0.3	2.0	17.0	330	4 x 0.8	1.40	18.5	600	1.60	1.40	20.0	790	112	98	1000
35	Stranded □	0.9	0.3	2.0	19.0	410	-do-	1.40	20.0	690	1.60	1.40	22.0	910	138	124	1000
50	Stranded □	1.0	0.3	2.0	21.0	510	-do-	1.40	22.5	820	1.60	1.40	24.0	1050	169	156	1000
70	Stranded □	1.1	0.3	2.0	23.0	675	-do-	1.56	25.5	1050	1.60	1.56	27.0	1325	200	188	1000
95	Stranded □	1.1	0.4	2.2	26.5	900	-do-	1.56	28.0	1300	2.00	1.56	30.5	1750	238	231	500
120	Stranded □	1.2	0.4	2.2	28.5	1050	-do-	1.56	30.5	1500	2.00	1.56	33.0	2000	262	262	500
150	Stranded □	1.4	0.4	2.2	32.0	1215	-do-	1.72	34.0	1750	2.00	1.72	36.0	2250	300	300	500
185	Stranded □	1.6	0.5	2.4	35.5	1510	-do-	1.72	37.0	2200	2.00	1.88	40.0	2750	344	344	500
240	Stranded □	1.7	0.5	2.6	39.5	1900	-do-	1.88	41.0	2600	2.50	2.04	45.0	3700	400	406	500
300	Stranded □	1.8	0.6	2.8	43.5	2360	-do-	2.04	45.5	3200	2.50	2.20	49.0	4400	444	456	500
400	Stranded □	2.0	0.6	3.0	49.0	3100	-do-	2.36	51.0	4000	2.50	2.36	54.4	5300	481	525	500
500	Stranded □	2.2	0.7	3.4	55.5	4000	-do-	2.52	56.5	5000	3.15	2.68	61.5	7000	523	678	500
630	Stranded □	2.4	0.7	3.6	61.5	5000	-do-	2.68	62.5	6050	3.15	2.84	67.5	8560	592	786	500

The above data is approximate and subject to manufacturing tolerance.

* Delivery Length tolerance is ± 5 %. Length more than normal as per customer request.

**“POLYCAB” TWO CORE COPPER CONDUCTOR, XLPE INSULATED, UNARMoured &
ARMoured CABLE CONFORMING TO IS 7098 PART-1/1988**




TABLE - WD 4 1100 Volts

WEIGHT & DIMENSIONS

Nominal size of Conductor	Form of Conductor Circular Shaped ○/□	Nominal Thickness of XLPE Insulation	Minimum Thickness of PVC Inner Sheath	Unarmoured Cable			Formed Wire / Strip Armoured Cable				Round Wire Armoured Cable				Current Rating		* Normal Delivery Length.
				Nominal Thickness of PVC Outer Sheath	Approx. Overall Diameter of Cable	Approx. Weight of Cable	Nominal Dimension of GI Flat Strip	Minimum Thickness of PVC Outer Sheath	Approx. Overall Diameter of Cable	Approx. Weight of Cable	Nominal Dimension of GI Round Wire	Minimum Thickness of PVC Outer Sheath	Approx. Overall Diameter of Cable	Approx. Weight of Cable	In Ground	In Air	
Sq. mm.	mm	mm	mm	mm	mm	Kg./Km	mm	mm	mm	Kg./Km	mm	mm	mm	Kg./Km	Amps.	Amps.	Mtrs.
4	Solid ○	0.7	0.3	1.8	12.5	165	-NA-	-NA-	-NA-	-NA-	1.4	1.24	14.5	480	51	44	1000
4	Stranded ○	0.7	0.3	1.8	13.0	175	-NA-	-NA-	-NA-	-NA-	1.4	1.24	15.5	525	51	44	1000
6	Solid ○	0.7	0.3	1.8	13.5	210	-NA-	-NA-	-NA-	-NA-	1.4	1.24	15.5	564	63	56	1000
6	Stranded ○	0.7	0.3	1.8	14.0	225	-NA-	-NA-	-NA-	-NA-	1.4	1.24	16.5	610	63	56	1000
10	Stranded ○	0.7	0.3	1.8	16.0	300	-NA-	-NA-	-NA-	-NA-	1.4	1.24	18.0	740	88	75	1000
16	Stranded □	0.7	0.3	1.8	14.0	425	-NA-	-NA-	-NA-	-NA-	1.4	1.40	17.0	770	113	98	1000
25	Stranded □	0.9	0.3	2.0	17.0	640	4 x 0.8	1.40	18.5	910	1.6	1.40	20.0	1100	144	131	1000
35	Stranded □	0.9	0.3	2.0	19.0	840	-do-	1.40	20.0	1025	1.6	1.40	22.0	1350	175	150	1000
50	Stranded □	1.0	0.3	2.0	21.0	1120	-do-	1.40	22.5	1435	1.6	1.40	24.0	1670	206	194	1000
70	Stranded □	1.1	0.3	2.0	23.0	1540	-do-	1.56	25.5	1910	1.6	1.56	27.0	2200	256	244	1000
95	Stranded □	1.1	0.4	2.2	26.5	2075	-do-	1.56	28.0	2475	2.0	1.56	30.5	2925	300	288	500
120	Stranded □	1.2	0.4	2.2	28.5	2535	-do-	1.56	30.5	2985	2.0	1.56	33.0	3485	344	331	500
150	Stranded □	1.4	0.4	2.2	32.0	3070	-do-	1.72	34.0	3600	2.0	1.72	36.0	4100	388	381	500
185	Stranded □	1.6	0.5	2.4	35.5	3800	-do-	1.72	37.0	4490	2.0	1.88	40.0	5040	438	438	500
240	Stranded □	1.7	0.5	2.6	39.5	4870	-do-	1.88	41.0	5575	2.5	2.04	45.0	7370	506	512	500
300	Stranded □	1.8	0.6	2.8	43.5	6075	-do-	2.04	45.5	6910	2.5	2.20	49.0	9010	562	581	500
400	Stranded □	2.0	0.6	3.0	49.0	8050	-do-	2.36	51.0	8950	2.5	2.36	54.4	10250	612	662	500

The above data is approximate and subject to manufacturing tolerance.

* Delivery Length tolerance is ± 5 %. Length more than normal as per customer request.

**“POLYCAB” THREE CORE ALUMINIUM CONDUCTOR, XLPE INSULATED, UNARMoured &
ARMoured CABLE CONFORMING TO IS 7098 PART-1/1988**



TABLE - WD 5 1100 Volts

WEIGHT & DIMENSIONS

Nominal size of Conductor	Form of Conductor Circular Shaped ○/△	Nominal Thickness of XLPE Insulation	Minimum Thickness of PVC Inner Sheath	Unarmoured Cable			Formed Wire / Strip Armoured Cable				Round Wire Armoured Cable				Current Rating		* Normal Delivery Length.
				Nominal Thickness of PVC Outer Sheath	Approx. Overall Diameter of Cable	Approx. Weight of Cable	Nominal Dimension of GI Flat Strip	Minimum Thickness of PVC Outer Sheath	Approx. Overall Diameter of Cable	Approx. Weight of Cable	Nominal Dimension of GI Round Wire	Minimum Thickness of PVC Outer Sheath	Approx. Overall Diameter of Cable	Approx. Weight of Cable	In Ground	In Air	
Sq. mm.	mm	mm	mm	mm	mm	Kg./Km	mm	mm	mm	Kg./Km	mm	mm	mm	Kg./Km	Amps.	Amps.	Mtrs.
4	Solid ○	0.7	0.3	1.8	14.0	140	-NA-	-NA-	-NA-	-NA-	1.40	1.24	15.0	460	34	31	1000
4	Stranded ○	0.7	0.3	1.8	15.5	160	-NA-	-NA-	-NA-	-NA-	1.40	1.24	16.0	510	34	31	1000
6	Solid ○	0.7	0.3	1.8	15.5	170	-NA-	-NA-	-NA-	-NA-	1.40	1.24	16.0	530	43	50	1000
6	Stranded ○	0.7	0.3	1.8	16.0	190	-NA-	-NA-	-NA-	-NA-	1.40	1.24	17.0	580	43	50	1000
10	Solid ○	0.7	0.3	1.8	17.0	220	-NA-	-NA-	-NA-	-NA-	1.40	1.24	18.0	640	57	67	1000
10	Stranded ○	0.7	0.3	1.8	18.0	230	-NA-	-NA-	-NA-	-NA-	1.40	1.24	19.0	680	57	67	1000
16	Stranded △	0.7	0.3	1.8	18.0	310	4 x 0.8	1.24	18.5	530	1.60	1.40	21.0	750	73	70	1000
25	Stranded △	0.9	0.3	2.0	20.0	460	-do-	1.40	20.5	770	1.60	1.40	23.0	990	94	96	500
35	Stranded △	0.9	0.3	2.0	21.5	575	-do-	1.40	23.0	900	1.60	1.40	25.0	1150	113	117	500
50	Stranded △	1.0	0.3	2.0	24.5	700	-do-	1.40	25.5	1100	1.60	1.56	27.5	1400	133	142	500
70	Stranded △	1.1	0.4	2.2	29.0	990	-do-	1.56	30.0	1425	2.00	1.56	32.0	1950	164	179	500
95	Stranded △	1.1	0.4	2.2	32.5	1250	-do-	1.56	33.5	1735	2.00	1.56	37.5	2300	196	221	500
120	Stranded △	1.2	0.4	2.2	34.5	1525	-do-	1.56	35.5	2050	2.00	1.72	39.5	2700	223	257	500
150	Stranded △	1.4	0.5	2.4	38.5	1900	-do-	1.72	40.5	2100	2.00	1.88	43.5	3200	249	292	500
185	Stranded △	1.6	0.5	2.6	43.5	2380	-do-	1.88	44.5	2500	2.50	2.04	48.5	4200	282	337	500
240	Stranded △	1.7	0.6	2.8	48.5	3000	-do-	2.04	49.0	3700	2.50	2.20	53.0	5100	326	399	500
300	Stranded △	1.8	0.6	3.0	51.5	3750	-do-	2.20	53.0	4500	2.50	2.36	57.5	5900	367	455	500
400	Stranded △	2.0	0.7	3.2	59.5	4760	-do-	2.52	58.5	5700	3.15	2.68	65.0	7900	418	530	500
500	Stranded △	2.2	0.7	3.6	66.0	6000	-do-	2.68	67.0	6900	3.15	2.84	73.0	9550	470	612	250
630	Stranded △	2.4	0.7	3.8	72.0	7550	-do-	2.84	73.0	8700	4.00	3.00	78.0	12500	529	707	250

The above data is approximate and subject to manufacturing tolerance.

* Delivery Length tolerance is ± 5 %. Length more than normal as per customer request.

**“POLYCAB” THREE CORE COPPER CONDUCTOR, XLPE INSULATED, UNARMoured &
ARMoured CABLE CONFORMING TO IS 7098 PART-1/1988**



TABLE - WD 6 1100 Volts

WEIGHT & DIMENSIONS

Nominal size of Conductor	Form of Conductor Circular Shaped ○/△	Nominal Thickness of XLPE Insulation	Minimum Thickness of PVC Inner Sheath	Unarmoured Cable			Formed Wire / Strip Armoured Cable				Round Wire Armoured Cable				Current Rating		* Normal Delivery Length.
				Nominal Thickness of PVC Outer Sheath	Approx. Overall Diameter of Cable	Approx. Weight of Cable	Nominal Dimension of GI Flat Strip	Minimum Thickness of PVC Outer Sheath	Approx. Overall Diameter of Cable	Approx. Weight of Cable	Nominal Dimension of GI Round Wire	Minimum Thickness of PVC Outer Sheath	Approx. Overall Diameter of Cable	Approx. Weight of Cable	In Ground	In Air	
Sq. mm.	mm	mm	mm	mm	mm	Kg./Km	mm	mm	mm	Kg./Km	mm	mm	mm	Kg./Km	Amps.	Amps.	Mtrs.
4	Solid ○	0.7	0.3	1.8	14.0	210	-NA-	-NA-	-NA-	-NA-	1.40	1.24	15.0	530	43	36	1000
4	Stranded ○	0.7	0.3	1.8	15.5	235	-NA-	-NA-	-NA-	-NA-	1.40	1.24	16.0	580	43	36	1000
6	Solid ○	0.7	0.3	1.8	15.5	280	-NA-	-NA-	-NA-	-NA-	1.40	1.24	16.0	640	54	47	1000
6	Stranded ○	0.7	0.3	1.8	16.0	300	-NA-	-NA-	-NA-	-NA-	1.40	1.24	17.0	680	54	47	1000
10	Stranded ○	0.7	0.3	1.8	18.0	415	-NA-	-NA-	-NA-	-NA-	1.40	1.24	19.0	865	72	62	1000
16	Stranded △	0.7	0.3	1.8	18.0	425	4 x 0.8	1.24	18.5	825	1.60	1.40	21.0	1040	92	79	1000
25	Stranded △	0.9	0.3	2.0	20.0	920	-do-	1.40	20.5	1235	1.60	1.40	23.0	1450	119	108	500
35	Stranded △	0.9	0.3	2.0	21.5	1225	-do-	1.40	23.0	1550	1.60	1.40	25.0	1800	144	132	500
50	Stranded △	1.0	0.3	2.0	24.5	1620	-do-	1.40	25.5	2020	1.60	1.56	27.5	2320	174	162	500
70	Stranded △	1.1	0.4	2.2	29.0	2290	-do-	1.56	30.0	2720	2.00	1.56	32.0	3250	210	198	500
95	Stranded △	1.1	0.4	2.2	32.5	3010	-do-	1.56	33.5	3500	2.00	1.56	37.5	4060	252	240	500
120	Stranded △	1.2	0.4	2.2	34.5	3750	-do-	1.56	35.5	4320	2.00	1.72	39.5	4920	288	276	500
150	Stranded △	1.4	0.5	2.4	38.5	4760	-do-	1.72	40.5	5280	2.00	1.88	43.5	5980	324	318	500
185	Stranded △	1.6	0.5	2.6	43.5	5810	-do-	1.88	44.5	6385	2.50	2.04	48.5	7630	360	366	500
240	Stranded △	1.7	0.6	2.8	48.5	7450	-do-	2.04	49.0	8150	2.50	2.20	53.0	9550	414	426	500
300	Stranded △	1.8	0.6	3.0	51.5	9310	-do-	2.20	53.0	10060	2.50	2.36	57.5	11460	462	480	250
400	Stranded △	2.0	0.7	3.2	59.5	12200	-do-	2.52	58.5	13125	3.15	2.68	65.0	15320	510	546	250

The above data is approximate and subject to manufacturing tolerance.

* Delivery Length tolerance is ± 5 %. Length more than normal as per customer request.

“POLYCAB” THREE AND HALF CORE ALUMINIUM CONDUCTOR, XLPE INSULATED, UNARMoured & ARMoured CABLE CONFORMING TO IS 7098 PART-1/1988



TABLE - WD 7 1100 Volts

WEIGHT & DIMENSIONS

Nominal size of Conductor	Form of Conductor Circular Shaped ○/△	Nominal Thickness of XLPE Insulation Main / Neutral		Minimum Thickness of PVC Inner Sheath	Unarmoured Cable			Formed Wire / Strip Armoured Cable				Round Wire Armoured Cable				Current Rating		* Normal Delivery Length.
					Nominal Thickness of PVC Outer Sheath	Approx. Overall Diameter of Cable	Approx. Weight of Cable	Nominal Dimension of GI Flat Strip	Minimum Thickness of PVC Outer Sheath	Approx. Overall Diameter of Cable	Approx. Weight of Cable	Nominal Dimension of GI Round Wire	Minimum Thickness of PVC Outer Sheath	Approx. Overall Diameter of Cable	Approx. Weight of Cable	In Ground	In Air	
Sq. mm.	mm	mm	mm	mm	mm	mm	Kg./Km	mm	mm	mm	Kg./Km	mm	mm	mm	Kg./Km	Amps.	Amps.	Mtrs.
25/16	Stranded △	0.9	0.7	0.3	2.0	22	525	4 x 0.80	1.40	23.0	850	1.6	1.40	25.5	1050	94	96	500
35/16	Stranded △	0.9	0.7	0.3	2.0	24	625	-do-	1.40	25.0	980	1.6	1.40	26.5	1200	113	117	-do-
50/25	Stranded △	1.0	0.9	0.3	2.0	27.5	800	-do-	1.40	28.0	1240	1.6	1.56	29.5	1500	133	142	-do-
70/35	Stranded △	1.1	0.9	0.4	2.2	31.0	1100	-do-	1.56	32.0	1600	2.0	1.56	34.0	2050	164	179	-do-
95/50	Stranded △	1.1	1.0	0.4	2.2	35.0	1400	-do-	1.56	36.0	1900	2.0	1.56	38.0	2450	196	221	-do-
120/70	Stranded △	1.2	1.1	0.4	2.2	37.5	1650	-do-	1.72	39.0	2300	2.0	1.72	41.0	2800	223	257	-do-
150/70	Stranded △	1.4	1.1	0.5	2.4	41.0	2000	-do-	1.72	42.0	2650	2.0	1.88	45.0	3350	249	292	-do-
185/95	Stranded △	1.6	1.1	0.5	2.6	46.5	2550	-do-	1.88	47.5	3250	2.5	2.04	50.0	4500	282	337	-do-
240/120	Stranded △	1.7	1.2	0.6	2.8	52.5	3200	-do-	2.04	53.5	4100	2.5	2.20	56.0	5450	326	399	-do-
300/150	Stranded △	1.8	1.4	0.6	3.0	56.0	4000	-do-	2.20	57.0	4950	2.5	2.36	61.0	6400	367	455	-do-
400/185	Stranded △	2.0	1.6	0.7	3.4	64.0	5250	-do-	2.52	65.0	6150	3.15	2.68	70.0	8300	418	530	-do-
500/240	Stranded △	2.2	1.7	0.7	3.6	72.5	6500	-do-	2.68	73.5	7600	3.15	2.84	77.0	10000	470	612	250

The above data is approximate and subject to manufacturing tolerance.

* Delivery Length tolerance is ± 5 %. Length more than normal as per customer request.

“POLYCAB” THREE AND HALF CORE COPPER CONDUCTOR, XLPE INSULATED, UNARMoured & ARMoured CABLE CONFORMING TO IS 7098 PART-1/1988



TABLE - WD 8 1100 Volts

WEIGHT & DIMENSIONS

Nominal size of Conductor	Form of Conductor Circular Shaped ○/△	Nominal Thickness of XLPE Insulation Main / Neutral		Minimum Thickness of PVC Inner Sheath	Unarmoured Cable			Formed Wire / Strip Armoured Cable				Round Wire Armoured Cable				Current Rating		* Normal Delivery Length.
					Nominal Thickness of PVC Outer Sheath	Approx. Overall Diameter of Cable	Approx. Weight of Cable	Nominal Dimension of GI Flat Strip	Minimum Thickness of PVC Outer Sheath	Approx. Overall Diameter of Cable	Approx. Weight of Cable	Nominal Dimension of GI Round Wire	Minimum Thickness of PVC Outer Sheath	Approx. Overall Diameter of Cable	Approx. Weight of Cable	In Ground	In Air	
Sq. mm.	mm	mm	mm	mm	mm	mm	Kg./Km	mm	mm	mm	Kg./Km	mm	mm	mm	Kg./Km	Amps.	Amps.	Mtrs.
25/16	Stranded △	0.9	0.7	0.3	2.0	22.0	1080	4 x 0.80	1.40	23	1410	1.6	1.40	24.0	1610	119	108	500
35/16	Stranded △	0.9	0.7	0.3	2.0	24.0	1370	-do-	1.40	25	1725	1.6	1.40	26.0	1950	144	132	-do-
50/25	Stranded △	1.0	0.9	0.3	2.0	27.5	1875	-do-	1.40	28	2325	1.6	1.56	29.0	2580	174	162	-do-
70/35	Stranded △	1.1	0.9	0.4	2.2	31.0	2620	-do-	1.56	32	3110	2.0	1.56	34.0	3560	210	198	-do-
95/50	Stranded △	1.1	1.0	0.4	2.2	35.0	3475	-do-	1.56	36	8975	2.0	1.56	37.5	4525	252	240	-do-
120/70	Stranded △	1.2	1.1	0.4	2.2	39.0	4315	-do-	1.72	40	4960	2.0	1.72	41.0	5460	288	276	-do-
150/70	Stranded △	1.4	1.1	0.5	2.4	43.0	5220	-do-	1.72	44	5870	2.0	1.88	45.0	6570	324	318	-do-
185/95	Stranded △	1.6	1.1	0.5	2.6	48.0	6575	-do-	1.88	50	7275	2.5	2.04	50.0	8520	360	366	-do-
240/120	Stranded △	1.7	1.2	0.6	2.8	54.0	8400	-do-	2.04	55	9300	2.5	2.20	56.0	10650	414	426	250
300/150	Stranded △	1.8	1.4	0.6	3.0	57.0	10500	-do-	2.20	58	11500	2.5	2.36	61.0	12400	462	480	250
400/185	Stranded △	2.0	1.6	0.7	3.4	65.0	13820	-do-	2.52	66	14720	3.15	2.68	70.0	16875	510	546	250

The above data is approximate and subject to manufacturing tolerance.

* Delivery Length tolerance is ± 5 %. Length more than normal as per customer request.

**“POLYCAB” FOUR CORE ALUMINIUM CONDUCTOR, XLPE INSULATED, UNARMoured &
ARMoured CABLE CONFORMING TO IS 7098 PART-1/1988**



TABLE - WD 9 1100 Volts

WEIGHT & DIMENSIONS

Nominal size of Conductor	Form of Conductor Circular Shaped ○/△	Nominal Thickness of XLPE Insulation	Minimum Thickness of PVC Inner Sheath	Unarmoured Cable			Formed Wire / Strip Armoured Cable				Round Wire Armoured Cable				Current Rating		* Normal Delivery Length
				Nominal Thickness of PVC Outer Sheath	Approx. Overall Diameter of Cable	Approx. Weight of Cable	Nominal Dimension of GI Flat Strip	Minimum Thickness of PVC Outer Sheath	Approx. Overall Diameter of Cable	Approx. Weight of Cable	Nominal Dimension of GI Round Wire	Minimum Thickness of PVC Outer Sheath	Approx. Overall Diameter of Cable	Approx. Weight of Cable	In Ground	In Air	
Sq. mm.	mm	mm	mm	mm	mm	Kg./Km	mm	mm	mm	Kg./Km	mm	mm	mm	Kg./Km	Amps.	Amps.	Mtrs.
4	Solid ○	0.7	0.3	1.8	15.0	160	-NA-	-NA-	-NA-	-NA-	1.40	1.24	16.5	510	34	31	1000
4	Stranded ○	0.7	0.3	1.8	16.0	180	-NA-	-NA-	-NA-	-NA-	1.40	1.24	17.5	560	34	31	1000
6	Solid ○	0.7	0.3	1.8	16.5	200	-NA-	-NA-	-NA-	-NA-	1.40	1.24	17.5	580	43	50	1000
6	Stranded ○	0.7	0.3	1.8	17.5	215	-NA-	-NA-	-NA-	-NA-	1.40	1.24	18.5	625	43	50	1000
10	Solid ○	0.7	0.3	1.8	18.0	250	-NA-	-NA-	-NA-	-NA-	1.40	1.40	19.0	700	57	67	1000
10	Stranded ○	0.7	0.3	1.8	18.5	260	-NA-	-NA-	-NA-	-NA-	1.40	1.40	20.5	765	57	67	1000
16	Stranded △	0.7	0.3	1.8	17.5	350	4 x 0.8	1.40	20.0	715	1.60	1.40	21.0	895	73	70	500
25	Stranded △	0.9	0.3	2.0	21.0	550	-do-	1.40	23.0	940	1.60	1.40	25.0	1150	94	96	-do-
35	Stranded △	0.9	0.3	2.0	23.5	680	-do-	1.40	25.0	1050	1.60	1.40	26.5	1325	113	117	-do-
50	Stranded △	1.0	0.3	2.0	26.0	875	-do-	1.56	28.0	1280	1.60	1.56	29.5	1640	133	142	-do-
70	Stranded △	1.1	0.4	2.2	30.5	1200	-do-	1.56	32.0	1700	2.00	1.56	34.0	2175	164	179	-do-
95	Stranded △	1.1	0.4	2.2	33.5	1530	-do-	1.56	35.0	2100	2.00	1.72	38.0	2775	196	221	-do-
120	Stranded △	1.2	0.5	2.4	37.5	1850	-do-	1.72	39.0	2600	2.00	1.88	42.0	3250	223	257	-do-
150	Stranded △	1.4	0.5	2.6	42.0	2280	-do-	1.88	43.5	3000	2.50	2.04	47.0	4175	249	292	-do-
185	Stranded △	1.6	0.5	2.8	46.5	2800	-do-	2.04	48.0	3650	2.50	2.20	52.0	5000	282	337	-do-
240	Stranded △	1.7	0.6	3.0	52.5	3700	-do-	2.20	54.0	4700	2.50	2.36	57.5	6050	326	399	-do-
300	Stranded △	1.8	0.7	3.2	58.0	4600	-do-	2.36	59.5	5600	3.15	2.52	64.5	7850	367	455	250
400	Stranded △	2.0	0.7	3.6	65.5	6000	-do-	2.68	66.5	7000	3.15	2.84	71.5	9500	418	530	250

The above data is approximate and subject to manufacturing tolerance.

* Delivery Length tolerance is ± 5 %. Length more than normal as per customer request.

**“POLYCAB” FOUR CORE COPPER CONDUCTOR, XLPE INSULATED, UNARMoured &
ARMoured CABLE CONFORMING TO IS 7098 PART-1/1988**



TABLE - WD 10 1100 Volts

WEIGHT & DIMENSIONS

Nominal size of Conductor	Form of Conductor Circular Shaped ○/△	Nominal Thickness of XLPE Insulation	Minimum Thickness of PVC Inner Sheath	Unarmoured Cable			Formed Wire / Strip Armoured Cable				Round Wire Armoured Cable				Current Rating		* Normal Delivery Length
				Nominal Thickness of PVC Outer Sheath	Approx. Overall Diameter of Cable	Approx. Weight of Cable	Nominal Dimension of GI Flat Strip	Minimum Thickness of PVC Outer Sheath	Approx. Overall Diameter of Cable	Approx. Weight of Cable	Nominal Dimension of GI Round Wire	Minimum Thickness of PVC Outer Sheath	Approx. Overall Diameter of Cable	Approx. Weight of Cable	In Ground	In Air	
Sq. mm.	mm	mm	mm	mm	mm	Kg./Km	mm	mm	mm	Kg./Km	mm	mm	mm	Kg./Km	Amps.	Amps.	Mtrs.
4	Solid ○	0.7	0.3	1.8	15.0	260	-NA-	-NA-	-NA-	-NA-	1.40	1.24	16.5	610	43	36	1000
4	Stranded ○	0.7	0.3	1.8	16.0	280	-NA-	-NA-	-NA-	-NA-	1.40	1.24	17.5	660	43	36	1000
6	Solid ○	0.7	0.3	1.8	16.5	350	-NA-	-NA-	-NA-	-NA-	1.40	1.24	17.5	730	54	47	1000
6	Stranded ○	0.7	0.3	1.8	17.5	365	-NA-	-NA-	-NA-	-NA-	1.40	1.24	18.5	775	54	47	1000
10	Stranded ○	0.7	0.3	1.8	18.5	510	-NA-	-NA-	-NA-	-NA-	1.40	1.40	20.5	1010	72	62	1000
16	Stranded △	0.7	0.3	1.8	17.5	750	4 x 0.8	1.40	20.0	1050	1.60	1.40	21.0	1275	92	79	500
25	Stranded △	0.9	0.3	2.0	21.0	1170	-do-	1.40	23.0	1520	1.60	1.40	25.0	1770	119	108	-do-
35	Stranded △	0.9	0.3	2.0	23.5	1550	-do-	1.40	25.0	1915	1.60	1.40	26.5	2190	144	132	-do-
50	Stranded △	1.0	0.3	2.0	26.0	2110	-do-	1.56	28.0	2510	1.60	1.56	29.5	2875	174	162	-do-
70	Stranded △	1.1	0.4	2.2	30.5	2925	-do-	1.56	32.0	3430	2.00	1.56	34.0	3900	210	198	-do-
95	Stranded △	1.1	0.4	2.2	33.5	3880	-do-	1.56	35.0	4450	2.00	1.72	38.0	5125	252	240	-do-
120	Stranded △	1.2	0.5	2.4	37.5	4825	-do-	1.72	39.0	5575	2.00	1.88	42.0	6225	288	276	-do-
150	Stranded △	1.4	0.5	2.6	42.0	6000	-do-	1.88	43.5	6710	2.50	2.04	47.0	7890	324	318	-do-
185	Stranded △	1.6	0.5	2.8	46.5	7380	-do-	2.04	48.0	8225	2.50	2.20	52.0	9580	360	366	-do-
240	Stranded △	1.7	0.6	3.0	52.5	9650	-do-	2.20	54.0	10340	2.50	2.36	57.5	12000	414	426	250
300	Stranded △	1.8	0.7	3.2	58.0	12025	-do-	2.36	59.5	13025	3.15	2.52	64.5	15275	462	480	250

The above data is approximate and subject to manufacturing tolerance.

* Delivery Length tolerance is ± 5 %. Length more than normal as per customer request.

**“POLYCAB” 1100 VOLTS MULTICORE CONTROL CABLE WITH SOLID COPPER CONDUCTOR OF SIZE 1.5 SQ. MM XLPE
INSULATED, UNARMoured IN ARMoured CABLE CONFORMING TO IS 7098 PART-1/1988**

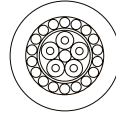


TABLE - WD 11 Solid & Strandes §

WEIGHT & DIMENSIONS

Number of Cores	Nominal Thickness of XLPE Insulation	Minimum Thickness of PVC Inner Sheath	Unarmoured Cable			Formed Wire / Strip Armoured Cable				Round Wire Armoured Cable				Current Rating		* Normal Delivery Length.
			Nominal Thickness of PVC Outer Sheath	Approx. Overall Diameter of Cable	Approx. Weight of Cable	Nominal Dimension of GI Flat Strip	Minimum Thickness of PVC Outer Sheath	Approx. Overall Diameter of Cable	Approx. Weight of Cable	Nominal Dimension of GI Round Wire	Minimum Thickness of PVC Outer Sheath	Approx. Overall Diameter of Cable	Approx. Weight of Cable	In Ground	In Air	
No. s	mm	mm	mm	mm	Kg./Km	mm	mm	mm	Kg./Km	mm	mm	mm	Kg./Km	Amps.	Amps.	Mtrs.
2	0.7	0.3	1.8	10.0	140	-NA-	-NA-	-NA-	-NA-	1.4	1.24	12.5	370	33	29	1000
3	-do-	0.3	1.8	10.5	160	-NA-	-NA-	-NA-	-NA-	1.4	1.24	13.0	390	25	22	1000
4	-do-	0.3	1.8	11.5	200	-NA-	-NA-	-NA-	-NA-	1.4	1.24	13.5	415	25	22	1000
5	-do-	0.3	1.8	12.5	225	-NA-	-NA-	-NA-	-NA-	1.4	1.24	14.5	465	24	21	1000
6	-do-	0.3	1.8	13.5	250	-NA-	-NA-	-NA-	-NA-	1.4	1.24	15.5	500	22	19	1000
7	-do-	0.3	1.8	13.5	260	-NA-	-NA-	-NA-	-NA-	1.4	1.24	15.5	520	21	18	1000
8	-do-	0.3	1.8	14.5	280	-NA-	-NA-	-NA-	-NA-	1.4	1.24	16.5	580	20	18	1000
9	-do-	0.3	1.8	15.5	315	-NA-	-NA-	-NA-	-NA-	1.4	1.24	17.5	630	19	17	1000
10	-do-	0.3	1.8	17.0	340	-NA-	-NA-	-NA-	-NA-	1.4	1.24	18.5	655	18	16	1000
12	-do-	0.3	1.8	17.5	390	-NA-	-NA-	-NA-	-NA-	1.4	1.24	19.0	720	17	15	1000
14	-do-	0.3	1.8	18.0	430	-NA-	-NA-	-NA-	-NA-	1.4	1.40	20.0	825	16	14	1000
16	-do-	0.3	1.8	18.5	475	4 x 0.80	1.40	19.0	750	1.6	1.40	21.0	925	16	14	1000
19	-do-	0.3	1.8	19.5	540	-do-	-do-	20.0	815	1.6	1.40	22.0	1010	15	13	1000
21	-do-	0.3	2.0	20.5	600	-do-	-do-	21.0	900	1.6	1.40	23.0	1150	14	12	500
24	-do-	0.3	2.0	22.5	665	-do-	-do-	23.0	1000	1.6	1.40	25.0	1250	13	12	500
27	-do-	0.3	2.0	23.0	750	-do-	-do-	23.5	1050	1.6	1.40	25.5	1330	13	11	500
30	-do-	0.3	2.0	23.5	820	-do-	-do-	24.0	1125	1.6	1.40	26.0	1400	12	11	500
33	-do-	0.3	2.0	24.0	910	-do-	-do-	25.0	1225	1.6	1.40	27.0	1475	12	10	500
37	-do-	0.3	2.0	25.0	975	-do-	-do-	26.0	1325	1.6	1.40	28.0	1550	11	10	500
44	-do-	0.3	2.0	28.0	1150	-do-	-do-	28.5	1500	1.6	1.56	30.5	1850	11	9	500
52	-do-	0.3	2.0	29.0	1300	-do-	1.56	30.5	1700	1.6	1.56	32.0	2050	10	9	500
61	-do-	0.4	2.2	31.0	1500	-do-	1.56	32.0	1950	2.0	1.56	34.5	2550	9	8	500

§ The Weight and Dimensions of Cables with Stranded conductor will be comparatively more than that of Solid conductor, whereas all other parameters are same.

The above data is approximate and subject to manufacturing tolerance.

* Delivery Length tolerance is $\pm 5\%$. Length more than normal as per customer request.

“POLYCAB” 1100 VOLTS MULTICORE CONTROL CABLE WITH SOLID COPPER CONDUCTOR OF SIZE 2.5 SQ. MM XLPE INSULATED, UNARMoured AND IN ARMoured CABLE CONFORMING TO IS 7098 PART-1/1988

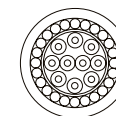


TABLE - WD 12 Solid & Stranded §

WEIGHT & DIMENSIONS

Number of Cores	Nominal Thickness of XLPE Insulation	Minimum Thickness of PVC Inner Sheath	Unarmoured Cable			Formed Wire / Strip Armoured Cable				Round Wire Armoured Cable				Current Rating		* Normal Delivery Length.
			Nominal Thickness of PVC Outer Sheath	Approx. Overall Diameter of Cable	Approx. Weight of Cable	Nominal Dimension of GI Flat Strip	Minimum Thickness of PVC Outer Sheath	Approx. Overall Diameter of Cable	Approx. Weight of Cable	Nominal Dimension of GI Round Wire	Minimum Thickness of PVC Outer Sheath	Approx. Overall Diameter of Cable	Approx. Weight of Cable	In Ground	In Air	
No. s	mm	mm	mm	mm	Kg./Km	mm	mm	mm	Kg./Km	mm	mm	mm	Kg./Km	Amps.	Amps.	Mtrs.
2	0.7	0.3	1.8	11.5	185	-NA-	-NA-	-NA-	-NA-	1.4	1.24	13.5	380	39	32	1000
3	-do-	0.3	1.8	12.0	220	-NA-	-NA-	-NA-	-NA-	1.4	1.24	14.0	425	34	30	1000
4	-do-	0.3	1.8	13.0	260	-NA-	-NA-	-NA-	-NA-	1.4	1.24	14.5	500	34	30	1000
5	-do-	0.3	1.8	14.0	300	-NA-	-NA-	-NA-	-NA-	1.4	1.24	15.5	525	31	28	1000
6	-do-	0.3	1.8	15.0	340	-NA-	-NA-	-NA-	-NA-	1.4	1.24	16.5	600	29	26	1000
7	-do-	0.3	1.8	15.0	360	-NA-	-NA-	-NA-	-NA-	1.4	1.24	16.5	625	27	25	1000
8	-do-	0.3	1.8	16.0	400	-NA-	-NA-	-NA-	-NA-	1.4	1.24	18.0	700	26	24	1000
9	-do-	0.3	1.8	16.5	450	-NA-	-NA-	-NA-	-NA-	1.4	1.40	19.5	800	25	22	1000
10	-do-	0.3	1.8	17.5	475	4 x 0.80	1.24	19.0	700	1.6	1.40	21.0	875	24	21	1000
12	-do-	0.3	1.8	18.0	550	4 x 0.80	1.40	19.5	760	1.6	1.40	21.5	975	22	20	1000
14	-do-	0.3	1.8	19.0	625	4 x 0.80	1.40	20.0	850	1.6	1.40	22.0	1050	21	19	1000
16	-do-	0.3	2.0	20.5	680	4 x 0.80	1.40	21.5	920	1.6	1.40	23.5	1160	20	18	1000
19	-do-	0.3	2.0	21.5	770	4 x 0.80	1.40	22.5	1025	1.6	1.40	24.5	1250	19	17	1000
21	-do-	0.3	2.0	22.5	860	4 x 0.80	1.40	23.5	1140	1.6	1.40	25.5	1350	18	16	500
24	-do-	0.3	2.0	24.5	950	4 x 0.80	1.40	25.5	1250	1.6	1.40	27.5	1500	17	16	500
27	-do-	0.3	2.0	25.5	1050	4 x 0.80	1.40	26.5	1350	1.6	1.40	28.5	1625	16	16	500
30	-do-	0.3	2.0	26.0	1150	4 x 0.80	1.40	27.5	1550	1.6	1.40	29.0	1760	16	14	500
33	-do-	0.3	2.0	27.0	1250	4 x 0.80	1.40	28.5	1630	1.6	1.56	30.5	1950	15	14	500
37	-do-	0.3	2.0	28.0	1350	4 x 0.80	1.40	29.5	1710	1.6	1.56	31.5	2080	15	13	500
44	-do-	0.4	2.2	32.0	1650	4 x 0.80	1.56	33.0	2100	2.0	1.56	35.5	2600	14	12	500
52	-do-	0.4	2.2	33.5	1950	4 x 0.80	1.56	34.5	2350	2.0	1.56	37.5	2900	13	12	500
61	-do-	0.4	2.2	35.0	2150	4 x 0.80	1.56	36.0	2625	2.0	1.56	39.0	3400	12	11	500

§ The Weight and Dimensions of Cables with Stranded conductor will be comparatively more than that of Solid conductor, whereas all other parameters are same.

The above data is approximate and subject to manufacturing tolerance.

* Delivery Length tolerance is ± 5 %. Length more than normal as per customer request.